

WriterDuet.com

Käsikirjoitusohjelma

Harjoitustyö: paperilla Tummiin perhosten koti

File -> New

[UPGRADE TO PRO - Offline, backups, stats & more](#)
\$9.99/mo or \$199 lifetime -- students get 50% off



The screenshot displays a software interface with a dark grey top bar containing menu items: File, Edit, Format, Document, Collaborate, View, Tools, Drafts, Revisions, Customize, and Help. The 'File' menu is open, showing a list of options. The 'New' option is highlighted in blue. Other options include 'Open' (⌘O), 'Examples' (with a right-pointing arrow), 'Script Popup Window', 'Export HartChart' (in red), 'Download Desktop App', 'Save' (⌘S), 'Save PDF' (with a right-pointing arrow), 'Export' (with a right-pointing arrow), 'Templates' (with a right-pointing arrow), 'Duplicate', 'Import...', 'Rename...', 'Delete', and 'Print' (⌘P). The background shows a toolbar with icons for 'Dialogue', 'Transition', 'Shot', 'Text', 'Note', and 'New Act'. A light blue horizontal bar is visible in the lower part of the interface.

Setup your script -> Screenplay -> Title

UPGRADE TO PRO - Offline, backups, stats & more
\$9.99/mo or \$199 lifetime -- students get 50% off

File Edit Format Document Collaborate View Tools Drafts Revisions Customize Help

Scene Character Parenthetical Dialogue Transition Shot Text Note New Act

Setup your script x

Help getting started

Setting up script x

Write a Screenplay

- [Outline your story](#)
- [Upload your script](#)
- [Write from scratch](#)
- [Format guide](#)
- [FAQ and Blog](#)
- [Feature demo](#)

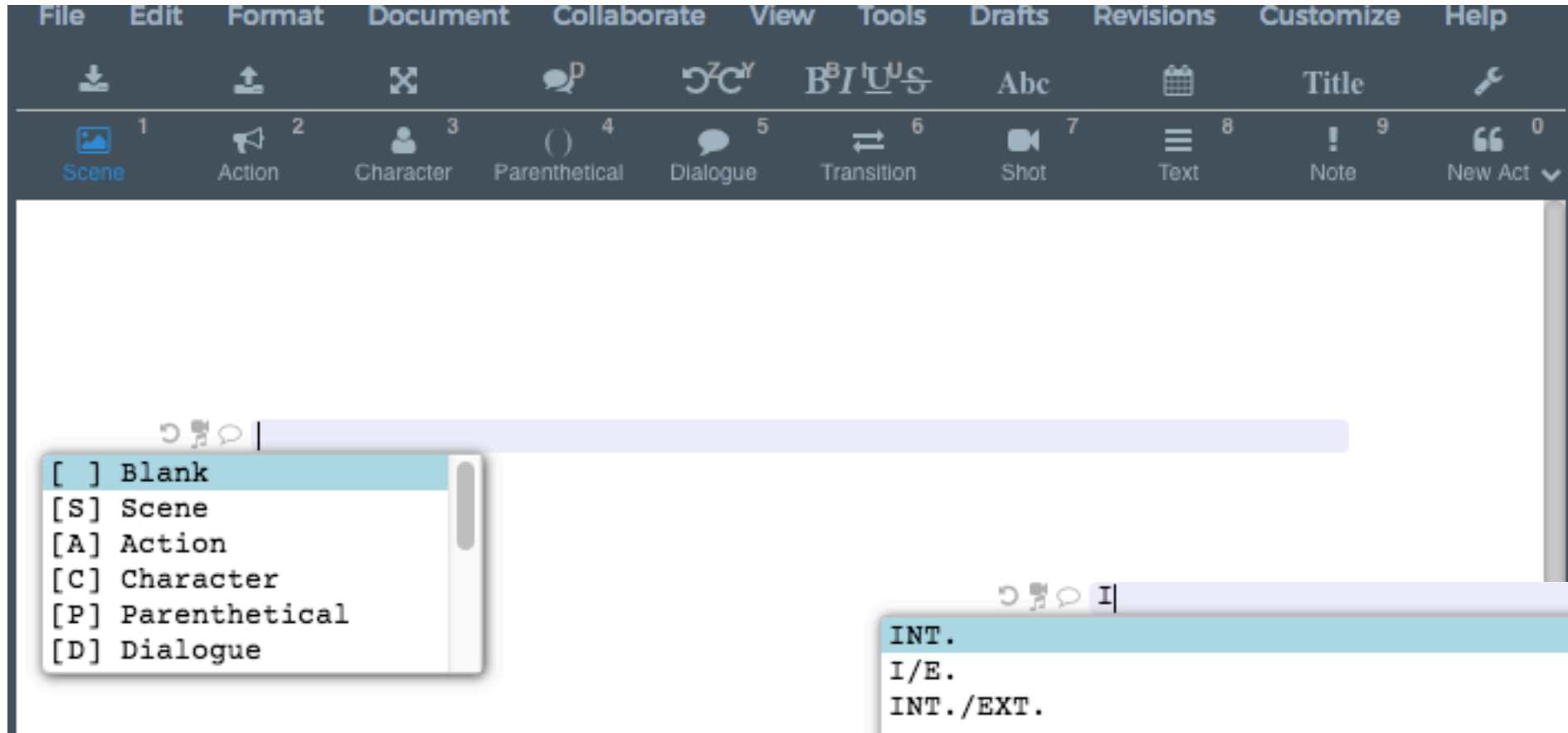
Project Title: Työversio

Author: Minna

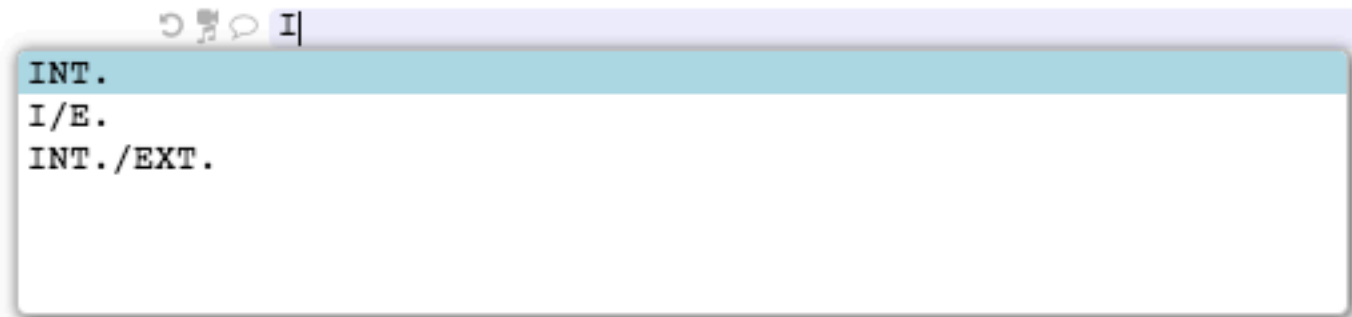
Contact: minna.vaisanen@edu.hel.fi
[Phone]
[Address]

Save Title Page

Enter -> ilmestyy pudotusvalikko -> Valitse Scene eli kohtaus

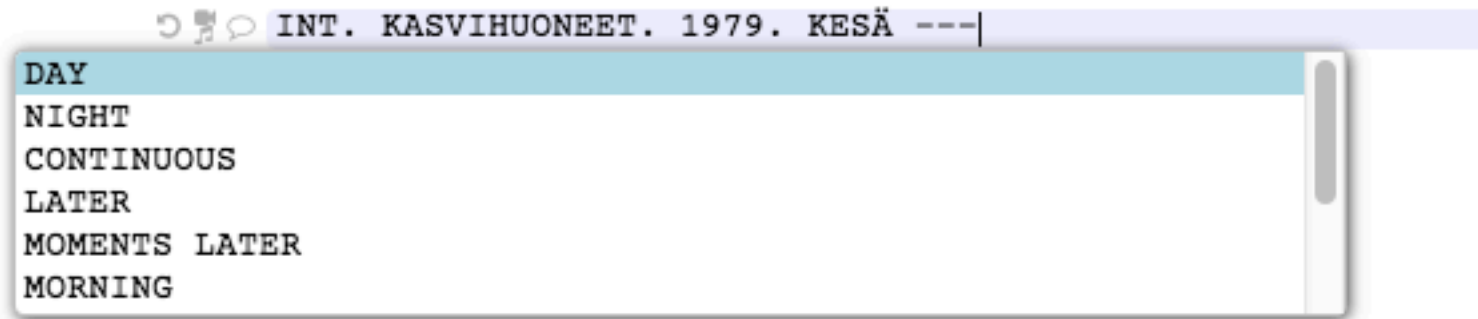


Kirjoita I –kirjain -> ilmestyy pudotusvalikko,
valitse INT eli interiööri + return



```
I|  
INT.  
I/E.  
INT./EXT.
```

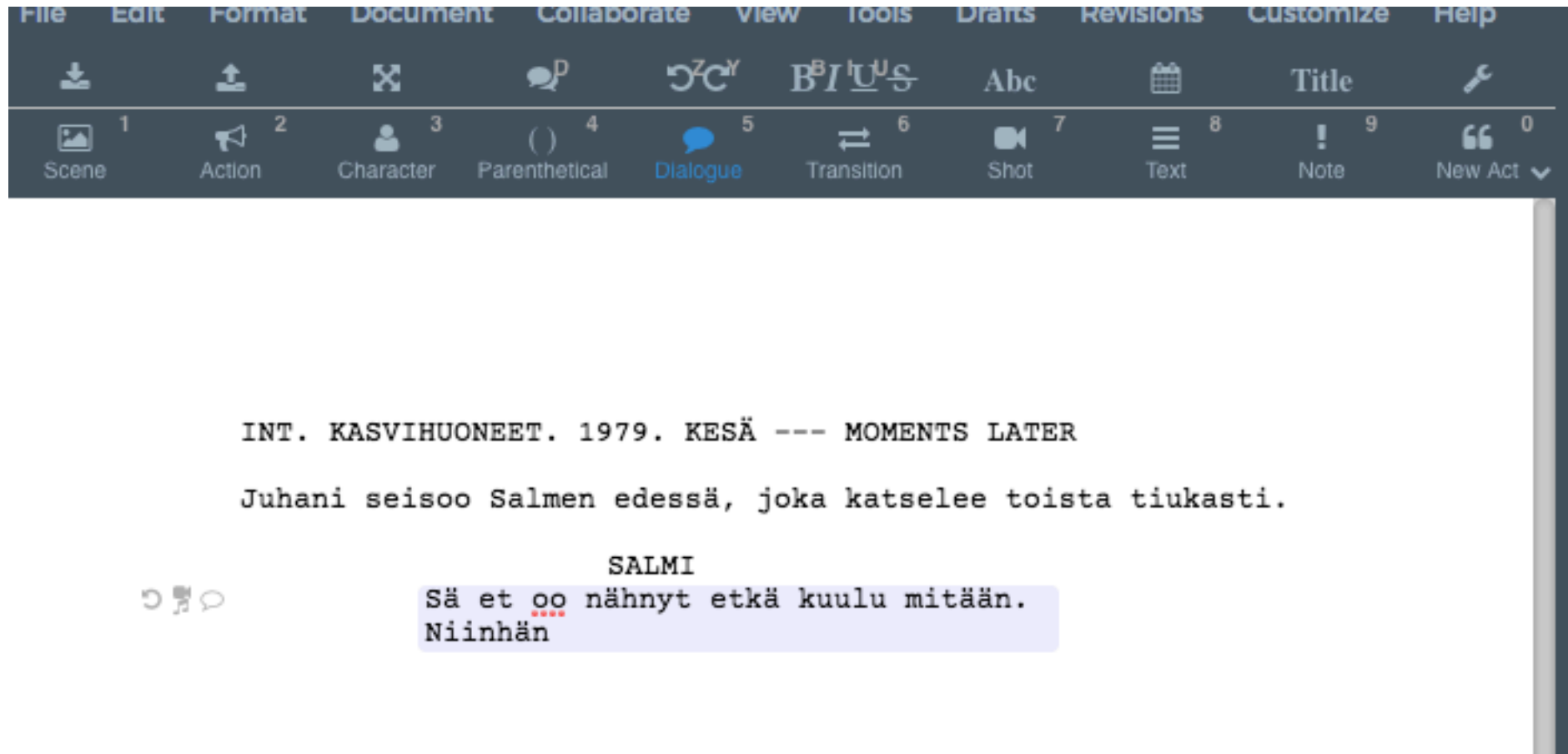
Kirjoita paperista kohtaaus ensimmäiselle ja sen toiminta seuraavalle riville



INT. KASVIHUONEET. 1979. KESÄ --- MOMENTS LATER

Juhani seisoo Salmen edessä, joka katselee toista tiukasti.

Toiminnan lopussa paina enter ja sen jälkeen tab-näppäimestä kerran. Kirjoita henkilön nimi ja paina enter. Jatka samalla tavalla käsikirjoituksen loppuun.



The screenshot shows a software interface for writing screenplays. At the top is a dark menu bar with the following items: File, Edit, Format, Document, Collaborate, View, Tools, Drafts, Revisions, Customize, and Help. Below the menu bar is a toolbar with icons and labels: Scene (1), Action (2), Character (3), Parenthetical (4), Dialogue (5), Transition (6), Shot (7), Text (8), Note (9), and New Act (0). The main workspace contains the following text:

INT. KASVIHUONEET. 1979. KESÄ --- MOMENTS LATER

Juhani seisoo Salmen edessä, joka katselee toista tiukasti.

SALMI

Sä et oo nähnyt etkä kuulu mitään.
Niinhän

Tallenna välillä. Lopuksi Save .pdf -> Default (Visible)

